






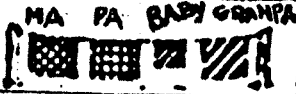




















# AN EASY WAY TO LEARN THE

# INTERNATIONAL MORSE CODE

<b>A</b>	APPLE ..		<b>N</b>	NOSE ---	
<b>B</b>	BAT ...-		<b>O</b>	OSTRICH ----	
<b>C</b>	CAMEL -...-		<b>P</b>	PIG -...-	
<b>D</b>	DOG -...-		<b>Q</b>	QUILT -...-	
<b>E</b>	EGG .-		<b>R</b>	RATS -...-	
<b>F</b>	FOX -...-		<b>S</b>	SUN- FLOWER ...-	
<b>G</b>	GOAT -...-		<b>T</b>	TURTLE -	
<b>H</b>	HEAD ...-		<b>U</b>	UMBRELLA ...-	
<b>I</b>	EYE ..		<b>V</b>	VIKINGS ...-	
<b>J</b>	JONAH & WHALE -...-		<b>W</b>	WHEEL- BARROW -...-	
<b>K</b>	KETTLE -...-		<b>X</b>	OX -...-	
<b>L</b>	LAMP -...-		<b>Y</b>	YACHT RACE -...-	
<b>M</b>	MULE -...-		<b>Z</b>	ZEBRA -...-	

# International Morse Code

## Letters

<b>A</b>	di-dah	<b>J</b>	di-dah-dah-dah	<b>S</b>	di-di-dit
<b>B</b>	dah-di-di-dit	<b>K</b>	dah-di-dah	<b>T</b>	dah
<b>C</b>	dah-di-dah-dit	<b>L</b>	di-dah-di-dit	<b>U</b>	di-di-dah
<b>D</b>	dah-di-dit	<b>M</b>	dah-dah	<b>V</b>	di-di-di-dah
<b>E</b>	dit	<b>N</b>	dah-dit	<b>W</b>	di-dah-dah
<b>F</b>	di-di-dah-dit	<b>O</b>	dah-dah-dah	<b>X</b>	dah-di-di-dah
<b>G</b>	dah-dah-dit	<b>P</b>	di-dah-dah-dit	<b>Y</b>	dah-di-dah-dah
<b>H</b>	di-di-di-dit	<b>Q</b>	dah-dah-di-dah	<b>Z</b>	dah-dah-di-dit
<b>I</b>	di-dit	<b>R</b>	di-dah-dit		

## Numerals

<b>1</b>	di-dah-dah-dah-dah	<b>6</b>	dah-di-di-di-dit
<b>2</b>	di-di-dah-dah-dah	<b>7</b>	dah-dah-di-di-dit
<b>3</b>	di-di-di-dah-dah	<b>8</b>	dah-dah-dah-di-dit
<b>4</b>	di-di-di-di-dah	<b>9</b>	dah-dah-dah-dah-dit
<b>5</b>	di-di-di-di-dit	<b>0</b>	dah-dah-dah-dah-dah

## Procedure Signals

Used by **SENDER** (Letters with line over them sent as one letter)

Morse	Semaphore	Meaning	Explanation
AAAA	Attention	Attention	I have a message for you. Are you ready?
3 E's	3 E's	Error	I made a mistake. I will repeat beginning with last word that I sent correctly.
Front or Pause	Front	End of word	End of word. More coming. (Front with flag; pause in other methods.)
AAA	AAA	Period	End of sentence. More coming. (Punctuation is usually spelled out in long messages.)
AR	AR	End of message	That's all for now; did you get it?

Used by **RECEIVER** (Letters with line over them sent as one letter)

Morse	Semaphore	Meaning	Explanation
K	K	Go ahead	I am ready to receive. Start sending.
IMI	IMI	Repeat sign	Please send again; I missed it.
T	C	Word received	I understood word. <b>TO BE SENT UPON RECEIPT OF EACH WORD</b> (not used in telegraph and radio receiving).
R	R	Message received	I got it OK.

SCOUTMASTER'S SURVIVAL GUIDE  
 PUBLISHED BY THE  
 BOY SCOUT COMMITTEE (1987/8)  
 SUNRISE DISTRICT  
 N.E. CUYAHOGA COUNTY, OHIO

